


# General planning notes for the new Power Maths Y1–6 White Rose Maths editions



In the yearly sections below for Y1–6, you will find the following information to support your planning in advance of the Autumn term:

- ⚡ yearly overviews
- ⚡ major differences versus the first edition progression
- ⚡ resources to have ready
- ⚡ progression charts showing the list of lessons for all 3 terms are provided as separate documents ('Power Maths White Rose edition progression KS1/LKS2/UKS2')

There are some general differences to be aware of when planning to use the new edition:

- ⚡ In the 'Discover' section there is now more of a progression from 1A to 1B. Whereas before, 1B was mainly designed as a separate question, now 1A leads directly into 1B. This means that there is an improved whole-class flow, and also an opportunity to focus on the logic and skills in more detail. As a teacher, you will be using 1A to lead the class into the thinking, then 1B to mould that thinking into the core new learning of the lesson.
- ⚡ The 'Share' section, on the whole, has been clarified and the pages have been simplified for KS1 in particular. The number of models and representations has been reduced, to support the clarity of thinking prompted by the flow from 1A into 1B.
- ⚡ For KS1 especially, but also where needed in KS2, the Practice Book pages have been made more accessible for independent working as much as possible (see the blog [Using Power Maths flexibly in KS1](#) for guidance around independent work in Y1 and Y2).



NB: Teachers can choose the pace to work through the content, rather than just moving onto the next lesson/unit immediately. The plans below show the order and quantity of content for each year, but teachers can use the slack in the plan and give more time to units as they see fit.

Created in  
partnership  
with





# Year 1 Planner

Created in partnership with




**Year 1 progression:** compared with the first edition, note that the Numbers to 20 unit now falls in Term B and that Addition and Subtraction in Term A are now separated out into separate units. You can see how the progression of lessons within the units has changed by looking at the progression file for KS1.

**Resources to have ready:** in the Autumn term you are mostly going to need counters and 10 frames.

Week	Term		
	Autumn	Spring	Summer
1	Unit 1: Numbers to 10 (14 lessons)	Unit 6: Numbers to 20 (12 lessons)	Unit 11: Multiplication and division (9 lessons)
2			Unit 12: Halves and quarters (4 lessons)
3			Unit 13: Position and direction (5 lessons)
4	Unit 2: Part-whole within 10 (7 lessons)	Unit 7: Addition and subtraction within 20 (11 lessons)	Unit 14: Numbers to 100 (6 lessons)
5			Unit 15: Money (3 lessons)
6	Unit 3: Addition within 10 (4 lessons)	Unit 8: Numbers to 50 (7 lessons)	Unit 16: Time (5 lessons)
7	Unit 4: Subtraction within 10 (8 lessons)		Unit 9: Introducing length and height (4 lessons)
8		Unit 10: Introducing weight and volume (7 lessons)	
9	Unit 5: 2D and 3D shapes (5 lessons)		
10			
11			
12			





# Year 2 Planner

Created in partnership with




**Year 2 progression:** compared with the first edition, note that the Money and Multiplication & Division units now fall in Term B and that Properties of Shapes is part of Term A. You can see the new progression of lessons within the units by looking at the progression file for KS1.

**Resources to have ready:** in the Autumn term you are mostly going to need base 10 apparatus.

Week	Term		
	Autumn	Spring	Summer
1	Unit 1: Numbers to 100 (17 lessons)	Unit 5: Money (10 lessons)	Unit 10: Statistics (7 lessons)
2		Unit 6: Multiplication and division (1) (8 lessons)	Unit 11: Fractions (12 lessons)
3			
4	Unit 2: Addition and subtraction (1) (13 lessons)	Unit 7: Multiplication and division (2) (10 lessons)	Unit 12: Position and direction (5 lessons)
5			Unit 13: Time (5 lessons)
6			
7	Unit 3: Addition and subtraction (2) (12 lessons)	Unit 8: Length and height (5 lessons)	Unit 14: Problem solving (11 lessons)
8			
9	Unit 4: Properties of shapes (12 lessons)	Unit 9: Mass, capacity and temperature (8 lessons)	
10			
11			
12			





# Year 3 Planner

Created in partnership with



**Year 3 progression:** there has been very little change to the progression of units vs the first edition, although two of the three Multiplication & Division units now fall in Term A. You can see the new progression of lessons within the units by looking at the progression file for Lower KS2.

**Resources to have ready:** in the Autumn term you are mostly going to need base 10 apparatus.

Week	Term		
	Autumn	Spring	Summer
1	Unit 1: Place value within 1,000 (13 lessons)	Unit 6: Multiplication and division (3) (13 lessons)	Unit 11: Fractions (2) (8 lessons)
2			Unit 12: Money (5 lessons)
3			
4	Unit 2: Addition and subtraction (1) (10 lessons)	Unit 7: Length and perimeter (11 lessons)	Unit 13: Time (12 lessons)
5			
6	Unit 3: Addition and subtraction (2) (13 lessons)	Unit 8: Fractions (1) (10 lessons)	Unit 14: Angles and properties of shapes (9 lessons)
7			
8			
9	Unit 4: Multiplication and division (1) (5 lessons)	Unit 9: Mass (7 lessons)	Unit 15: Statistics (7 lessons)
10	Unit 5: Multiplication and division (2) (13 lessons)		
11		Unit 10: Capacity (6 lessons)	
12			





# Year 4 Planner

Created in partnership with



**Year 4 progression:** there has been very little change to the progression of units vs the first edition, but note that Area rather than Perimeter is now the Measure unit included in Term A. You can see the new progression of lessons within the units by looking at the progression file for Lower KS2.

**Resources to have ready:** in the Autumn term you are mostly going to need place value counters and grids.

Week	Term		
	Autumn	Spring	Summer
1	<b>Unit 1: Place value – 4-digit numbers (1)</b> (8 lessons)	<b>Unit 6: Multiplication and division (2)</b> (16 lessons)	<b>Unit 11: Decimals (2)</b> (7 lessons)
2			<b>Unit 12: Money</b> (6 lessons)
3	<b>Unit 13: Time</b> (5 lessons)		
4			
5	<b>Unit 3: Addition and subtraction</b> (16 lessons)	<b>Unit 8: Fractions (1)</b> (9 lessons)	
6			<b>Unit 9: Fractions (2)</b> (8 lessons)
7	<b>Unit 4: Area</b> (5 lessons)	<b>Unit 10: Decimals (1)</b> (12 lessons)	
8			<b>Unit 15: Statistics</b> (6 lessons)
9	<b>Unit 5: Multiplication and division (1)</b> (12 lessons)	<b>Unit 16: Position and direction</b> (6 lessons)	
10			
11			
12			





# Year 5 Planner

Created in partnership with



**Year 5 progression:** compared with the first edition, the units for the first half of Term A are familiar but the units for the second half of Term A have changed, now including two Fractions units, which would previously have fallen in Term B. The Fractions units and Multiplication & Division units are now interspersed (as there were some teachers/children who found the 3 consecutive Fractions units quite intense!). You can see the new progression of lessons within the units by looking at the progression file for Upper KS2.



Week	Term		
	Autumn	Spring	Summer
1	<b>Unit 1: Place value within 1,000,000 (1)</b> (8 lessons)	<b>Unit 7: Multiplication and division (2)</b> (10 lessons)	<b>Unit 12: Geometry – properties of shapes</b> (12 lessons)
2			
3	<b>Unit 2: Place value within 1,000,000 (2)</b> (6 lessons)	<b>Unit 8: Fractions (3)</b> (7 lessons)	<b>Unit 13: Geometry – position and direction</b> (6 lessons)
4			
5	<b>Unit 3: Addition and subtraction</b> (12 lessons)	<b>Unit 9: Decimals and percentages</b> (15 lessons)	<b>Unit 14: Decimals</b> (15 lessons)
6			
7	<b>Unit 4: Multiplication and division (1)</b> (10 lessons)	<b>Unit 10: Measure – perimeter and area</b> (8 lessons)	<b>Unit 15: Negative numbers</b> (4 lessons)
8			
9	<b>Unit 5: Fractions (1)</b> (8 lessons)	<b>Unit 11: Graphs and tables</b> (6 lessons)	<b>Unit 16: Measure – converting units</b> (10 lessons)
10			
11	<b>Unit 6: Fractions (2)</b> (11 lessons)		<b>Unit 17: Measure – volume and capacity</b> (3 lessons)
12			



# Year 6 Planner

Created in partnership with



**Year 6 progression:** compared with the first edition, there is not much change to the sequence of units for Term A. Note that Imperial and Metric units are included, rather than Position and Direction. You can see the new progression of lessons within the units by looking at the progression file for Upper KS2.

**Resources to have ready:** in the Autumn term you are mostly going to need place value counters and grids.

Week	Term		
	Autumn	Spring	Summer
1	<b>Unit 1: Place value within 10,000,000</b> (8 lessons)	<b>Unit 7: Ratio and proportion</b> (9 lessons)	<b>Unit 12: Statistics</b> (11 lessons)
2			
3	<b>Unit 2: Four operations (1)</b> (8 lessons)	<b>Unit 8: Algebra</b> (11 lessons)	<b>Unit 13: Geometry – properties of shape</b> (12 lessons)
4			
5	<b>Unit 3: Four operations (2)</b> (12 lessons)	<b>Unit 9: Decimals</b> (9 lessons)	<b>Unit 14: Position and direction</b> (5 lessons)
6			<b>Unit 15: Problem solving</b> (14 lessons)
7		<b>Unit 10: Percentages</b> (8 lessons)	
8			
9	<b>Unit 4: Fractions (1)</b> (9 lessons)	<b>Unit 11: Measure – perimeter, area and volume</b> (11 lessons)	<b>CONSOLIDATION AND SATS PREP</b>
10			
11	<b>Unit 5: Fractions (2)</b> (9 lessons)		
12		<b>Unit 6: Imperial and metric</b> (5 lessons)	

